

Identification and Classification of Bulk Fruits Images using Artificial Neural Networks

Dayanand Savakar

Abstract-This paper presents an identification and classification of different types of bulk fruit images using artificial neural networks. Schemes for visual classification usually proceed in two stages. First, features are extracted which represents the image and Second, a classifier is applied to the extracted features to reach a decision regarding the represented type of images. We have considered five different types of fruit images namely, Apple, Chickoo, Mango, Orange and Sweet lemon. The algorithms are developed to extract 18 color and 27 texture features. A Back Propagation Neural Network (BPNN) is used to classify and recognize the fruit image samples, using three different types of feature sets, viz, color, texture, combination of both color and texture features. The study reveals that the combination of color and texture features are out performed the individual color and texture features in identification and classification of different bulk fruit image samples.

Keywords: Fruit images, Feature extraction, Neural networks.

I. INTRODUCTION

The decision-making capabilities of human-inspectors are being affected by external influences such as fatigue, vengeance, bias etc. Hence, development of a Machine Vision Systems (MVS) becomes essential as an alternative to this manual practice in the context of current technological era so as to overcome aforesaid influences.

Machine Vision Systems are successfully used for recognition of greenhouse cucumber fruit using computer vision (Libin Zhang et.al, 2007). A method for the classification and gradation of different grains (for a single grain kernel) such as groundnut, Bengal gram, Wheat etc, is described in (B.S Anami et al. 2003). The effect of foreign bodies on recognition and classification of food grains is given in (B.S Anami et al. 2009). Some researchers have used an artificial neural network approach to the color grading of apples (Kazuhiro Nakano,1997) A novel method for segmentation of apple fruit from Video via Background Modeling is carried out by (Amy L. Tabb, et.al 2006). A Robust algorithm for segmentation of food images from a background is presented by (Domingo Mery and Franco Pedreschi, 2005). A high spatial resolution hyper spectral imaging system is presented as a tool for selecting better multispectral methods to detect defective and contaminated food and agricultural products by (Patrick M. Mehl et.al.2004). Some researchers have developed a machine vision system for automatic grading of Mushrooms (P. H Heinemann, et.al, 1994). Some have used an artificial neural network approach to identify and classify the bulk grain samples (McCollum et.al, 2004, B.S Anami et al. 2005, 2006; Kivanc Kilic et al.2006). The present work pertains to the identification and classification of different fruit images.

Different samples fruits samples like Apple, Chickoo, Mango, and Orange and Sweet lemon are considered in the work. The fruit images are pre-processed to highlight the discriminating features of the fruit varieties. Thus, the feature vector is obtained and is subjected to categorization process. An artificial neural network based categorizer is developed which is trained using feed forward rule. In this work, we have considered more popular five fruit varieties, their preprocessing, and color and texture feature extraction, neural network model development for fruit identification and classification and finally testing of the proposed methodology against a large number of fruit image samples. The present paper is organized into five sections. Section 2.0 gives the proposed methodology. Section 3.0 describes identification and classification of fruits using a neural network. The results and discussions are given in section 4.0. Section 5.0 gives conclusion of the work.

II. PROPOSED METHODOLOGY

The different bulk fruit image samples used in this work are collected from different locations in Bijapur district of Karnataka state, India for the growing year 2011, from Agriculture Produce Market committee (APMC) and College of Agriculture Sciences, Bijapur, India.

A. Image Samples

Using imaging system nearly 1000 fruit images of each types i.e total of 5000 images are acquired .Five different types fruits are used for image acquisition namely, Apple, Chickoo, Mango, Orange and Sweet lemon are shown in Fig 1. Color features like Red, Green, Blue, Hue, Saturation, Intensity components and texture features like mean, variance, range, energy, entropy, contrast, inverse difference moment, correlation and homogeneity are used to classify fruits. Color and texture features are extracted from the set of images and used to train a linear classifier. And another set of images are used to test the proposed linear classifier.



Apple



Chickoo,




Fig. 1. Image Samples of Bulk Fruit Samples

The images are acquired with a color digital camera connected to a personal computer (Pentium IV 2.4 GHz). The camera has a zoom lens of 10-120mm focal length and a close-up set (72mm). The 24 bit color images of 300 x 225 pixels size are acquired. For each fruit type 1000 image samples are obtained by rotating and rearranging the fruit samples.

B. Methodology

The color and texture features are extracted considering the whole image for feature extraction. The extracted features are stored in the form of knowledge base. When a new image is encountered features are extracted from fruit image sample. The extracted features are used to identify and classify using Neural Network. The block diagram illustrating the procedure for identification and classification of fruit image samples is shown in fig.2 and methodology is Given algorithm 1.

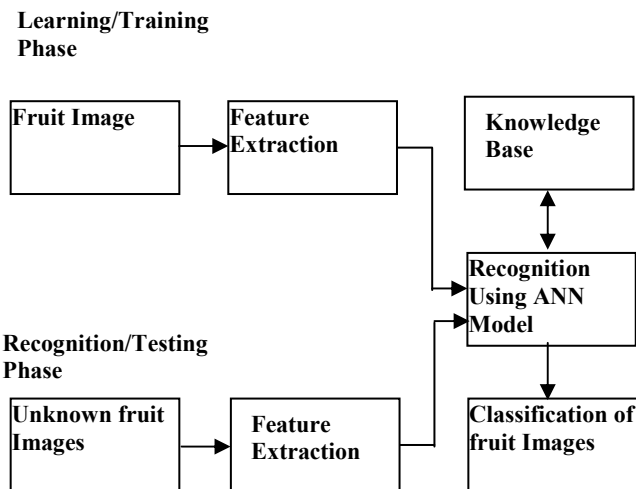


Fig. 2 Block Diagram of Proposed Methodology

Algorithm 1: Identification and classification of fruit image samples

Input: Original 24-bit color image

Output: Classified fruit image of different types

Start

Step1: Read the fruit images.

Step2: Extract color and texture features.

Step3: Use these features to identify and classify the fruit image samples using Artificial Neural Networks (ANN).

Stop

C. Feature Extraction

The developed algorithms are used to extract 18 color and 27 texture features from bulk fruit sample images.

i) Color Feature Extraction

The RGB components are separated from the original image, and the Hue (H), Saturation (S) and Intensity (I) components are extracted from RGB components.

The following equations (1),(2) and (3) are used to evaluate Hue, Saturation and Intensity of the image samples. The mean, variance and range for all these 6 components are calculated and a total of 18 color features are stored suitably for later usage in training ANN. The steps involved in color feature extraction are given in algorithm 2.

$$H = \begin{cases} \theta & \text{if } B \leq G \\ 360 - \theta & \text{if } B > G \end{cases} \dots (1)$$

With

$$\theta = \cos^{-1} \left\{ \frac{1}{3} \frac{2[(R - G) + (R - B)]}{[(R - G)^2 + (R - B)(G - B)]^{\frac{1}{2}}} \right\}$$

$$S = 1 - \frac{1}{(R | G | B)[\min[(R, G, B)]]} \dots (2)$$

$$I = \frac{1}{3(R + G + B)} \dots (3)$$

Algorithm 2: Color feature extraction

Input: Original 24-bit color image.

Output: 18 color features.

Start

Step 1: Separate the RGB components from the original 24-bit input color image.

Step 2: Obtain the HSI components from RGB components using the equations (1), (2) and (3).

Step 3: Find the mean, variance, and range for each RGB and HSI components.

Stop.

ii) Texture Feature Extraction

The bulk fruit image samples exhibit different textures and provide information about the variation in the intensity of a surface by quantifying properties such as smoothness and regularity. The most widely accepted models are co-occurrence and run-length matrices and we have used the co-occurrence matrix and scope exists to test the proposed method with run-length matrix. A total of 27 texture features

extracted are stored suitably for later retrieval. The following equations are used to evaluate the texture features. Algorithm 3 is used for texture feature extraction.

$$C = \frac{1}{4(P_{0^{\circ}} + P_{45^{\circ}} + P_{90^{\circ}} + P_{135^{\circ}})} \dots (4)$$

$$Energy = \sum_{x,y} P^2(x,y) \dots (5)$$

$$Entropy = - \sum_{x,y} P(x,y) \log_2(P(x,y)) \dots (6)$$

$$Contrast = \sum_{x,y} |x,y|^k P^k(x,y) \dots (7)$$

$$Inverse\ difference\ moment = \sum_{x,y} \frac{P^k(x,y)}{|x-y|^k} \dots (8)$$

$$Correlation = \frac{\sum_{x,y} [(x,y)P(x,y)] - \mu_x \mu_y}{\sigma_x \sigma_y} \dots (9)$$

Where,

μ_x, μ_y are means and σ_x, σ_y are standard deviations defined by,

$$\mu_x = \sum_x x \sum_y P(x,y)$$

$$\mu_y = \sum_y y \sum_x P(x,y)$$

$$\sigma_x = \sum_x (x - \mu_x)^2 \sum_y P(x,y)$$

$$\sigma_y = \sum_y (y - \mu_y)^2 \sum_x P(x,y)$$

$$Homogeneity = \sum_{x,y} \frac{P(i,j)}{1 + |i-j|} \dots (10)$$

Algorithm 3: Texture feature extraction

Input: RGB components of original image

Output: 27 Texture features

Start

Step 1: For all the separated RGB components Derive the Gray Level Co-occurrence Matrices (GLCM) $P_{\phi,d}(x,y)$ for four different values of direction ϕ ($0^{\circ}, 45^{\circ}, 90^{\circ}$ and 135°) and $d=1$ which are dependent on direction ϕ .

Step 2: Compute the co-occurrence matrix, which is independent of direction using the equation (4).

Step 3 GLCM features namely, mean, variance, range, energy, entropy, contrast, inverse difference moment, correlation and homogeneity, are calculated using equations (5) to (10).

Stop.

III. IDENTIFICATION AND CLASSIFICATION OF BULK FRUIT IMAGE SAMPLES

This section gives details of the proposed ANN model, classification models, training, testing and results of experimentation.

A. Artificial Neural Network (ANN) Model

A back propagation network (BPN) is best suited and thus is the most popular choice for classification of agriculture produce. The multilayer feed forward network ANN model used has adopted back propagation algorithm for training. The number of neurons in the input layer is equal to the number of input features. The number of neurons in the output layer is equal to the number of categories of fruit samples considered (5 types). In case of recognition based on color the value of n is 18, based on texture 27 and 45 when features are combined. In all the cases, the output layer has 5 nodes. The network recognizes a pattern vector P as belonging to class O_i if the i^{th} output of the network is "high" while all other outputs are "low".

B. Classification Models

The color and texture features are stored for each fruit type, namely Apple, Chickoo, Mango, Orange and Sweet lemon. The classification is carried out using three different types of feature sets. The first set consists of all the 18 color features, the second set consists of all the 27 texture features and the third set consists of all the 45 combined color and texture features.

C. Training, Testing and Validation

Training, testing, and validation of neural networks are performed using bulk sample images. For training and validating the network, images are divided into three sets of training, testing, and validating sets. The network is trained using the training set and tested during its training using the testing set. Once trained, the network's performance is tested on the validating set.

IV. RESULTS AND DISCUSSION

This section gives the results of exhaustive experimentation of developed methodology. A comparative study of the three feature sets used in the work is presented.

A. Identification and Classification Bulk fruit samples using Color Features

An Artificial Neural Network consists of 18 input nodes and 5 output nodes; one for each type is used for the study.

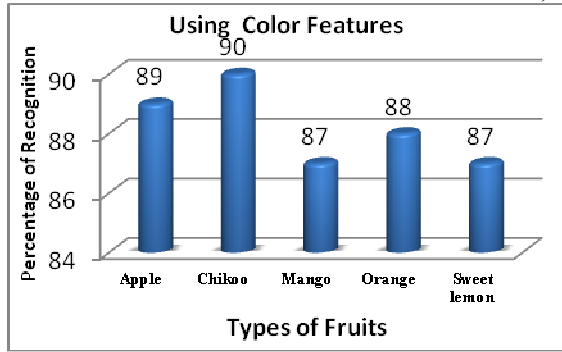


Fig.3. Identification and Classification of Bulk Fruit Image samples based on Color features

The summarized results of color based identification and classification of bulk fruit image samples are shown in Fig 3. The graph reveals that the Classification of Mango and Sweet lemon is about 87%, Orange is 88% and Chikoo is 90%. The classification rate of Mango and Sweet lemon is low because of color combination is almost same.

B. Identification and Classification Bulk fruit samples using Texture Features

The 27 Texture features are used for classification of bulk fruit image samples. The maximum and minimum classification rate is 93 and 90 for Chikoo and Mango respectively based on Texture feature sets as shown in fig .4.

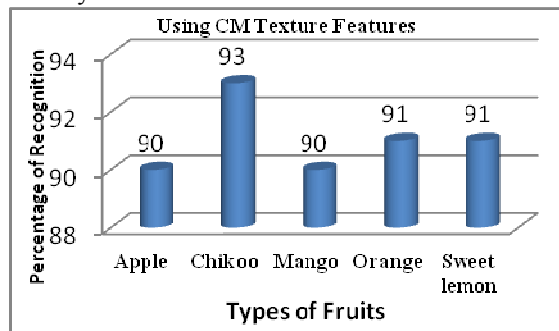


Fig.4. Identification and Classification of Bulk fruit Image samples based on Texture features

C. Identification and Classification Bulk fruit image samples Using Combined Features:

The color and texture feature sets are combined that consists of 45 input features.

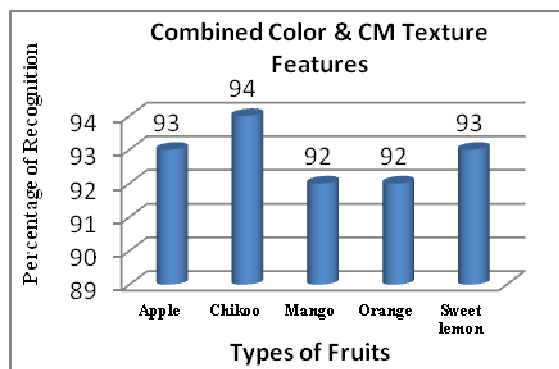


Fig.5. Identification of Bulk fruit Image samples based on Combined Color and Texture features

The study reveals that the Classification of Chikoo is about 94% and Mango and Orange is 92% using color and texture feature sets as shown in Fig.5. From the fig 5, it is clear that classification using texture analysis is better than classification using color analysis. Best results are obtained by using the combination of both color and texture features.

V. CONCLUSION

The images in this study are acquired from clean fruits samples. The maximum and minimum results is about 94% and 92% using color and texture feature sets for Chikoo and Mango respectively. The results from this study are useful in rapid identification and classification of bulk fruit types by designing an elevator that moves a fruit across camera. The work carried out has relevance to real world identification and classification of bulk fruit types and it involves both image processing and pattern recognition techniques.

REFERENCES

- [1] B. S. Anami, Dayanand G. Savakar,(2009), Effect of Foreign Bodies on Identification and Classification of Bulk Food Grains Image Samples, Journal of Applied Computer Science and Mathematics, Volume 3(6), Pages: 77- 83,
- [2] Anami, B.S., Burkpalli,V., Angadi, S.A. Patil, N.M. (2003), "Neural network approach for grain classification and gradation", Proceedings of the second national conference on document analysis and recognition, held at Mandya , India, during 11-12 July, 2003., pp. 394-405.
- [3] Amy L. Tabb, Donald L. Peterson and Johnny Park (2006)," Segmentation of Apple Fruit from Video via Background Modeling " Proceedings of American Society of Agricultural and Biological Engineers (ASABE) Annual International Meeting held at Oregon Convention Center Portland, Oregon during 9 - 12 July 2006.
- [4] B. S. Anami, D. G. Savakar, Aziz Makandar, and P. H. Unki (2005)." A neural network model for classification of bulk grain samples based on color and texture". Proceedings of International Conference on Cognition and Recognition, held at mandya, India, on 22 & 23 December 2005 .pp. 359 – 368.
- [5] B. S. Anami, D. G. Savakar, P. H. Unki and S.S. Sheelawant (2006). "An Artificial Neural Network Model for Separation, Classification and Gradation of Bulk Grain samples". IEEE First International Conference on Signal and Image Processing held at Hubli , India during 7-9 December 2006 .pp 511—520.
- [6] Domingo Mery and Franco Pedreschi (2005)" Segmentation of colour food images using a robust algorithm"Journal of food engineering, vol 66, pp 353-360.
- [7] Kazuhiro Nakano(1997) " Application of neural networks to the color grading of apples " Computers and Electronics in Agriculture ,18 , pp 105-116.
- [8] Kıvanç Kılıç, İsmail Hakki Boyac, Hamit Köksel and İsmail Küsmenoğlu (2006) "A classification system for beans using computer vision system and artificial neural networks.", Journal of Food Engineering, volume 78, Issue 3, pp 897-904.

- [9] Libin Zhang, Qinghua Yang, Yi Xun, Xiao Chen, Yongxin Ren, Ting Yuan, Yuzhi Tan and Wei Li (2007), "Recognition of greenhouse cucumber fruit using computer vision" New Zealand Journal of Agricultural Research, vol. 50: pp 1293-1298
- [10] McCollum, Visen, N.S., Paliwal, J., Jayas, D.S., White, N.D.G. (2004). "Image analysis of bulk grain samples using neural networks", Canadian Biosystems Engineering, vol. 46, pp. 7.11-7.15.
- [11] P. H Heinemann, R. Hughes, C. T. Morrow, H.J Sommer, III, R.B. Beelman and P. J Wuest(1994)" Grading of Mushrooms using a machine vision system " , American Society of Agricultural Engineers , vol 37(5) ,pp 1671-1677.
- [12] Patrick M. Mehl, Yud-Ren Chen, Moon S . Kim and Diane E. Chan(2004)," Development of hyper spectral imaging technique for detection of apple surface defects and contaminations " , Journal of food engineering, vol 61,pp 67-81.

AUTHOR BIOGRAPHY



Dr. Dayanand G. Savakar, Professor and Head, Department of Computer Science and Engineering. B. L. D. E. A's V.P Dr. P. G. H. College Of Engineering & Technology, Bijapur-586103 Karnataka. He has obtained his B E in Computer Science & Engineering in 1990, Masters degree in Software Systems in 1997 and Ph.D in Computer Science and Engineering in the year 2010. He has published 25 research papers in peer reviewed International Journals and conferences. His research area of interest is Image Processing and Pattern Recognition.

Tel (off): +91 08352-261120.
Fax (off): +91 08352 262945
E-mail: dgsavakar@gmail.com